

Luminaire Photograph



Light Output Ratio:	85.2%	
Luminaire Power:	8.899 W	
SHR Nominal:	0.50	Calculated using the TM5
SHR Maximum:	0.60	fine grid method.

C Range: 0 - 360DEG
C Interval: 30.0DEG
Test Speed: HIGH
Temperature: 25.3 °C
Operators: zoe
Test Date: 2025-1-7

γ Range: 0 - 180DEG
 γ Interval: 1.0DEG
Test System: EVERFINE GO-SPEX500_V1 SYSTEM V2.00.461
Humidity: 65.0%
Test Distance: 3.160m [K=1.0000]
Remarks: LAMP: BXRH-30H0600-A-83 Ra: 97
LENS: PM-1084B 36R
DRIVER: SC20W150-500CG-4W 200mA
30minutes warm-up

LUMINOUS INTENSITY DISTRIBUTION DIAGRAM

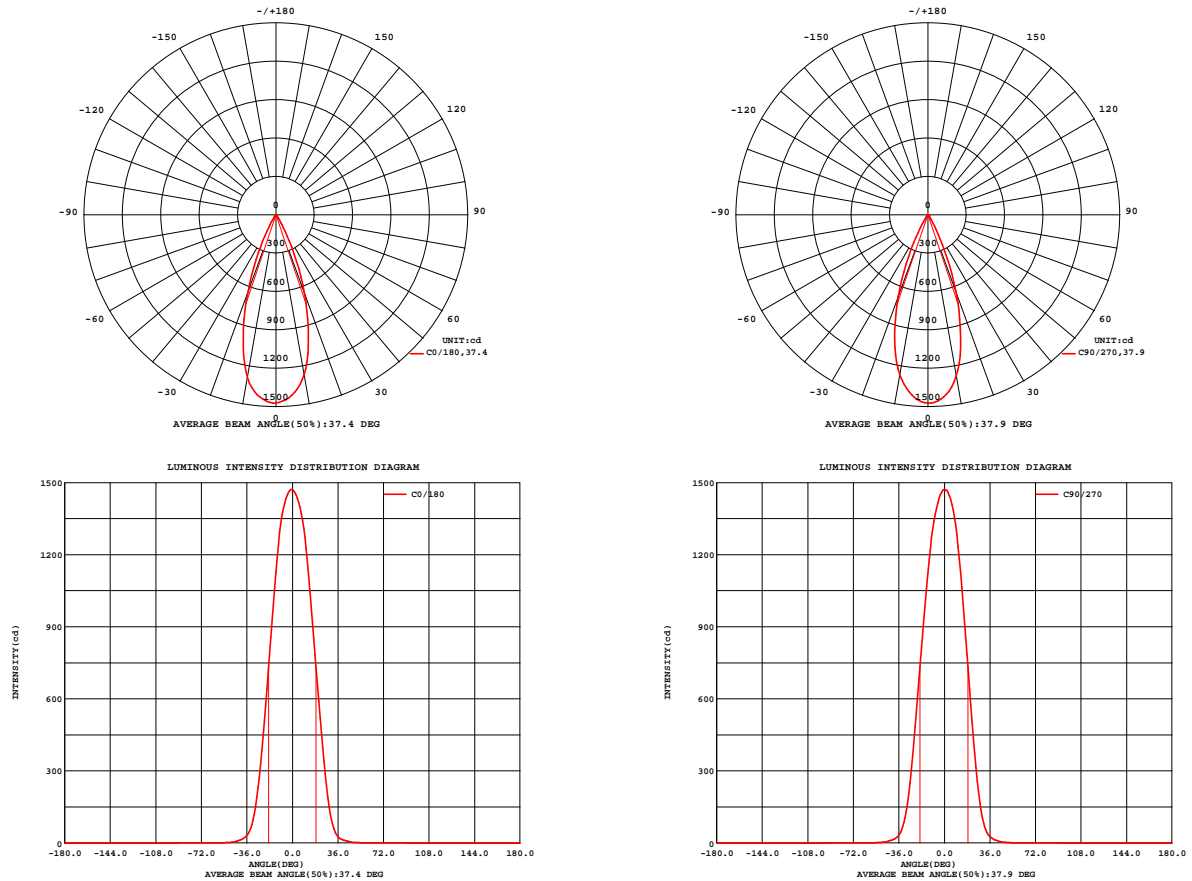


Fig. C0/C180

Fig. C90/C270

C Range: 0 - 360DEG
C Interval: 30.0DEG
Test Speed: HIGH
Temperature: 25.3 °C
Operators: zoe
Test Date: 2025-1-7

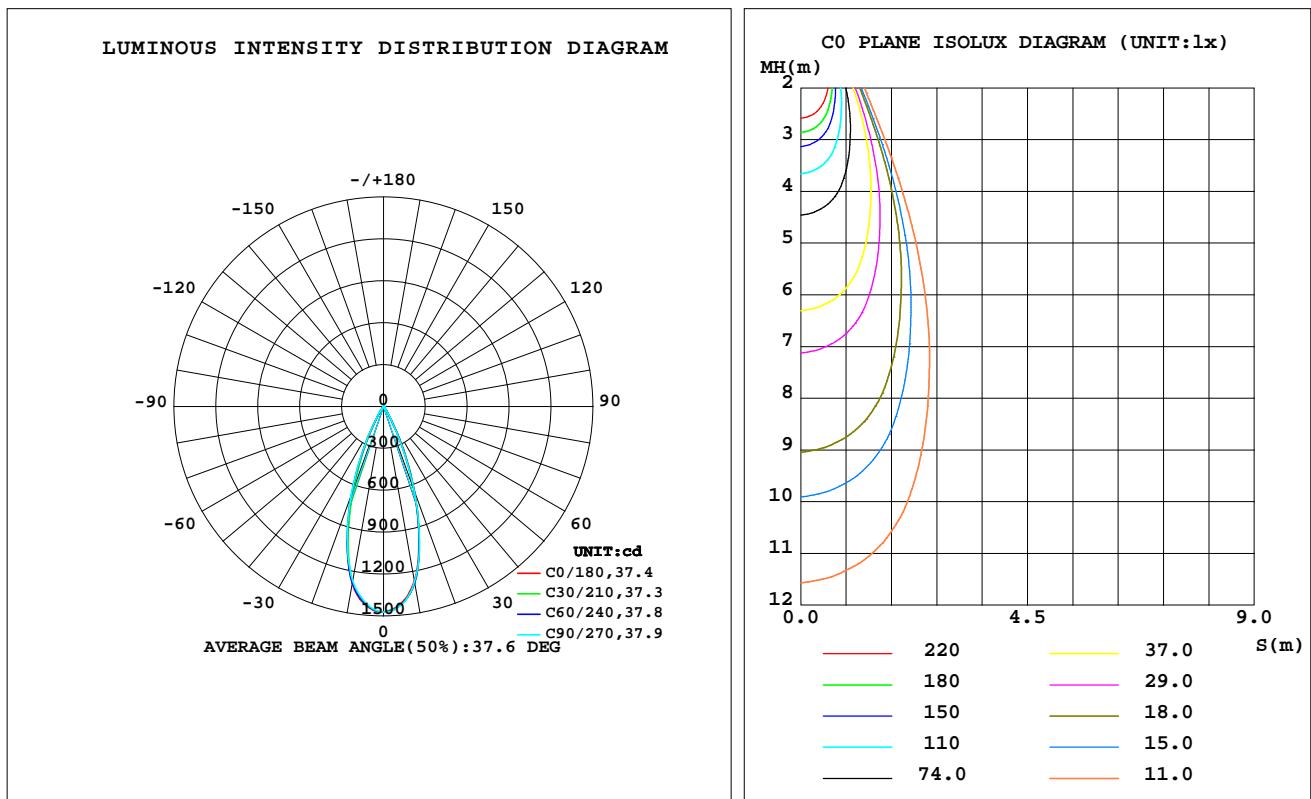
γ Range: 0 - 180DEG
γ Interval: 1.0DEG
Test System: EVERFINE GO-SPEX500_V1 SYSTEM V2.00.461
Humidity: 65.0%
Test Distance: 3.160m [K=1.0000]
Remarks: LAMP: BXRH-30H0600-A-83 Ra: 97
LENS: PM-1084B 36R
DRIVER: SC20W150-500CG-4W 200mA

30minutes warm-up

LUMINAIRE PHOTOMETRIC TEST REPORT

Test:U:220.38V I:0.0430A P:8.8992W PF:0.9359 Freq:49.99Hz Lamp Flux:692.395x1 lm		
NAME: 2319.226-UA-200	TYPE:	WEIGHT:
SPEC.: 3000K	DIM.:	SERIAL No.: 2501070028
MFR.: RISE	SUR.: 0.000961625m2	Shielding Angle:

DATA OF LAMP		PHOTOMETRIC DATA Eff: 66.25 lm/W			
MODEL	Brideglux	Imax(cd)	1472	S/MH(C0/180)	0.59
NOMINAL POWER(W)	9	LOR(%)	85.2	S/MH(C90/270)	0.61
RATED VOLTAGE(V)	220	TOTAL FLUX(lm)	589.60	η UP,DN(C0-180)	0.0,41.9
NOMINAL FLUX(lm)	692.395	CIE CLASS	DIRECT	η UP,DN(C180-360)	0.0,43.3
LAMPS INSIDE	1	η up(%)	0.0	CIBSE SHR NOM	0.50
TEST VOLTAGE(V)	220	η down(%)	85.2	CIBSE SHR MAX	0.60



C Range: 0 - 360DEG
C Interval: 30.0DEG
Test Speed: HIGH
Temperature:25.3℃
Operators:zoe
Test Date:2025-1-7

γ Range: 0 - 180DEG
 γ Interval: 1.0DEG
Test System:EVERFINE GO-SPEX500_V1 SYSTEM V2.00.461
Humidity:65.0%
Test Distance:3.160m [K=1.0000]
Remarks: LAMP:BXRH-30H0600-A-83 Ra:97
LENS:PM-1084B 36R
DRIVER:SC20W150-500CG-4W 200mA

30minutes warm-up

ZONAL FLUX DIAGRAM

ZONAL FLUX DIAGRAM:

γ	C0	C45	C90	C135	C180	C225	C270	C315	γ	Φ zone	Φ total	%lum,lamp
10	1269	1283	1279	1276	1290	1282	1271	1262	0- 10	131.3	131.3	22.3,19
20	652.7	646.0	643.3	626.1	643.1	658.4	683.9	666.3	10- 20	268.9	400.3	67.9,57.8
30	119.5	110.4	106.5	109.4	118.9	126.8	131.0	132.9	20- 30	154.7	554.9	94.1,80.1
40	13.04	12.56	13.25	14.09	15.11	15.75	15.23	14.59	30- 40	28.67	583.6	99,84.3
50	1.930	1.853	2.006	2.209	2.280	2.423	2.421	2.232	40- 50	4.921	588.5	99.8,85
60	0.3041	0.2953	0.2751	0.2897	0.2984	0.3024	0.3007	0.2998	50- 60	0.9113	589.4	100,85.1
70	0.0439	0.0429	0.0484	0.0457	0.0470	0.0383	0.0407	0.0372	60- 70	0.1199	589.6	100,85.1
80	0.0199	0.0156	0.0220	0.0164	0.0198	0.0127	0.0171	0.0126	70- 80	0.0278	589.6	100,85.2
90	0	0	0	0	0	0	0	0	80- 90	0.0115	589.6	100,85.2
100	0	0	0	0	0	0	0	0	90-100	0	589.6	100,85.2
110	0	0	0	0	0	0	0	0	100-110	0	589.6	100,85.2
120	0	0	0	0	0	0	0	0	110-120	0	589.6	100,85.2
130	0	0	0	0	0	0	0	0	120-130	0	589.6	100,85.2
140	0	0	0	0	0	0	0	0	130-140	0	589.6	100,85.2
150	0	0	0	0	0	0	0	0	140-150	0	589.6	100,85.2
160	0	0	0	0	0	0	0	0	150-160	0	589.6	100,85.2
170	0	0	0	0	0	0	0	0	160-170	0	589.6	100,85.2
180	0	0	0	0	0	0	0	0	170-180	0	589.6	100,85.2
DEG	LUMINOUS INTENSITY:cd									UNIT:lm		

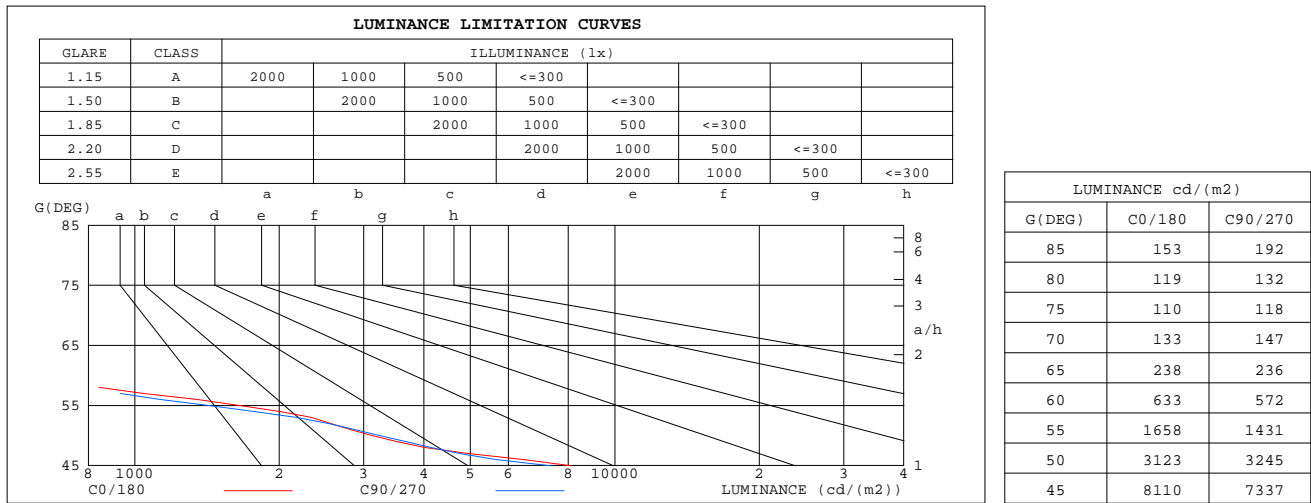
C Range: 0 - 360DEG
C Interval: 30.0DEG
Test Speed: HIGH
Temperature:25.3℃
Operators:zoe
Test Date:2025-1-7

γ Range: 0 - 180DEG
 γ Interval: 1.0DEG
Test System:EVERFINE GO-SPEX500_V1 SYSTEM V2.00.461
Humidity:65.0%
Test Distance:3.160m [K=1.0000]
Remarks: LAMP:BXRH-30H0600-A-83 Ra:97
LENS:PM-1084B 36R
DRIVER:SC20W150-500CG-4W 200mA

30minutes warm-up

LUMINANCE LIMITATION CURVES

Test:U:220.38V I:0.0430A P:8.8992W PF:0.9359 Freq:49.99Hz Lamp Flux:692.395x1 lm		
NAME: 2319.226-UA-200	TYPE:	WEIGHT:
SPEC.: 3000K	DIM.:	SERIAL No.: 2501070028
MFR.: RISE	SUR.: 0.000961625m2	Shielding Angle:



C Range: 0 - 360DEG
C Interval: 30.0DEG
Test Speed: HIGH
Temperature:25.3℃
Operators:zoe
Test Date:2025-1-7

γ Range: 0 - 180DEG
γ Interval: 1.0DEG
Test System:EVERFINE GO-SPEX500_V1 SYSTEM V2.00.461
Humidity:65.0%
Test Distance:3.160m [K=1.0000]
Remarks: LAMP:BXRH-30H0600-A-83 Ra:97
LENS:PM-1084B 36R
DRIVER:SC20W150-500CG-4W 200mA

30minutes warm-up

CU AND LUMINAIRE BUDGETARY ESTIMATE DIAGRAM

Test:U:220.38V I:0.0430A P:8.8992W PF:0.9359 Freq:49.99Hz
Lamp Flux:692.395x1 lm

NAME: 2319.226-UA-200

TYPE:

WEIGHT:

SPEC.: 3000K

DIM.:

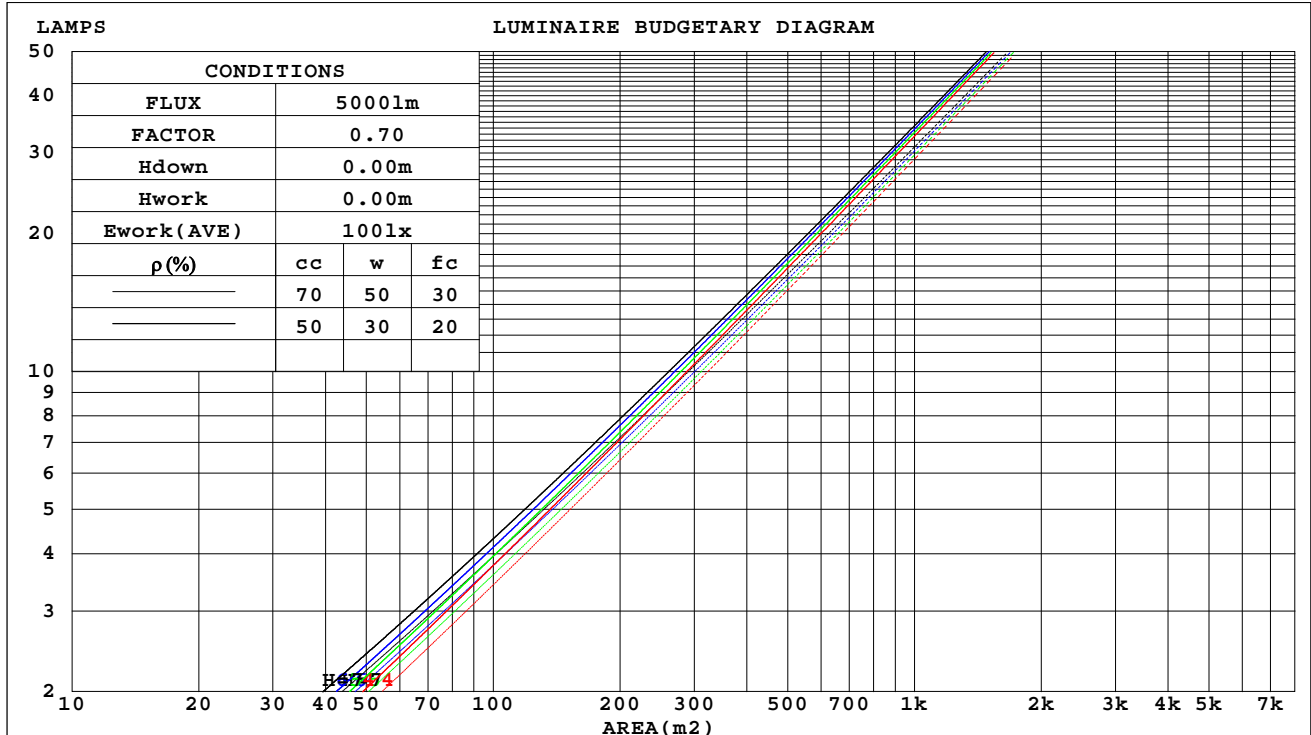
SERIAL No.: 2501070028

MFR.: RISE

SUR.: 0.000961625m2

Shielding Angle:

ρ_{cc}	80%			70%			50%			30%			10%			0
ρ_w	50%	30%	10%	50%	30%	10%	50%	30%	10%	50%	30%	10%	50%	30%	10%	0
ρ_{fc}	20%			20%			20%			20%			20%			0
RCR	RCR:Room Cavity Ratio															



C Range: 0 - 360DEG
C Interval: 30.0DEG
Test Speed: HIGH
Temperature:25.3℃
Operators:zoe
Test Date:2025-1-7

γ Range: 0 - 180DEG
 γ Interval: 1.0DEG
Test System:EVERFINE GO-SPEX500_V1 SYSTEM V2.00.461
Humidity:65.0%
Test Distance:3.160m [K=1.0000]
Remarks: LAMP:BXRH-30H0600-A-83 Ra:97
LENS:PM-1084B 36R
DRIVER:SC20W150-500CG-4W 200mA

30minutes warm-up

WEC AND CCEC

Test:U:220.38V I:0.0430A P:8.8992W PF:0.9359 Freq:49.99Hz Lamp Flux:692.395x1 lm		
NAME: 2319.226-UA-200	TYPE:	WEIGHT:
SPEC.: 3000K	DIM.:	SERIAL No.: 2501070028
MFR.: RISE	SUR.: 0.000961625m2	Shielding Angle:

pcc	80%			70%			50%			30%			10%			0
pw	50%	30%	10%	50%	30%	10%	50%	30%	10%	50%	30%	10%	50%	30%	10%	0
pfc	20%			20%			20%			20%			20%			0
RCR	RCR:Room Cavity Ratio						Wall Exitance Coefficients(WEC)									
0.0																
1.0	.126	.072	.023	.120	.069	.022	.110	.063	.020	.100	.058	.018	.091	.053	.017	
2.0	.118	.065	.020	.113	.062	.019	.104	.058	.018	.096	.054	.017	.089	.050	.016	
3.0	.111	.059	.018	.107	.057	.017	.099	.054	.016	.093	.051	.016	.086	.048	.015	
4.0	.105	.054	.016	.101	.053	.016	.095	.050	.015	.089	.048	.014	.084	.045	.014	
5.0	.099	.051	.015	.096	.049	.014	.091	.047	.014	.086	.045	.013	.081	.043	.013	
6.0	.094	.047	.014	.092	.046	.013	.087	.045	.013	.083	.043	.013	.079	.041	.012	
7.0	.090	.045	.013	.088	.044	.012	.084	.042	.012	.080	.041	.012	.076	.040	.012	
8.0	.086	.042	.012	.084	.042	.012	.081	.040	.012	.077	.039	.011	.074	.038	.011	
9.0	.083	.040	.011	.081	.040	.011	.078	.039	.011	.075	.038	.011	.072	.037	.011	
10.0	.080	.038	.011	.078	.038	.011	.075	.037	.010	.072	.036	.010	.070	.035	.010	

pcc	80%			70%			50%			30%			10%			0	
pw	50%	30%	10%	50%	30%	10%	50%	30%	10%	50%	30%	10%	50%	30%	10%	0	
pfc	20%			20%			20%			20%			20%			0	
RCR	RCR:Room Cavity Ratio						Ceiling Cavity Exitance Coefficients(CCEC)										
0.0	.162	.162	.162	.139	.139	.139	.095	.095	.095	.054	.054	.054	.017	.017	.017		
1.0	.144	.134	.125	.123	.115	.108	.084	.079	.075	.049	.046	.043	.016	.015	.014		
2.0	.129	.113	.099	.111	.097	.086	.076	.067	.060	.044	.039	.035	.014	.013	.011		
3.0	.117	.097	.080	.100	.083	.069	.069	.058	.049	.040	.034	.029	.013	.011	.009		
4.0	.107	.084	.066	.092	.072	.057	.063	.050	.040	.037	.029	.024	.012	.010	.008		
5.0	.099	.073	.055	.085	.063	.047	.058	.044	.034	.034	.026	.020	.011	.008	.007		
6.0	.091	.065	.046	.079	.056	.040	.054	.039	.028	.031	.023	.017	.010	.008	.006		
7.0	.085	.058	.039	.073	.050	.034	.051	.035	.024	.029	.021	.014	.010	.007	.005		
8.0	.080	.053	.034	.069	.046	.029	.048	.032	.021	.028	.019	.012	.009	.006	.004		
9.0	.076	.048	.029	.065	.042	.025	.045	.029	.018	.026	.017	.011	.009	.006	.004		
10.0	.072	.044	.026	.062	.038	.022	.043	.027	.016	.025	.016	.009	.008	.005	.003		

C Range: 0 - 360DEG
C Interval: 30.0DEG
Test Speed: HIGH
Temperature:25.3℃
Operators:zoe
Test Date:2025-1-7

γ Range: 0 - 180DEG
γ Interval: 1.0DEG
Test System:EVERFINE GO-SPEX500_V1 SYSTEM V2.00.461
Humidity:65.0%
Test Distance:3.160m [K=1.0000]
Remarks: LAMP:BXRH-30H0600-A-83 Ra:97
LENS:PM-1084B 36R
DRIVER:SC20W150-500CG-4W 200mA

30minutes warm-up

UGR(Unified Glare Rating) Table

Test:U:220.38V I:0.0430A P:8.8992W PF:0.9359 Freq:49.99Hz Lamp Flux:692.395x1 lm										
NAME: 2319.226-UA-200					TYPE:			WEIGHT:		
SPEC.: 3000K					DIM.:			SERIAL No.: 2501070028		
MFR.: RISE					SUR.: 0.000961625m2			Shielding Angle:		
ceiling/cavity	0.7	0.7	0.5	0.5	0.3	0.7	0.7	0.5	0.5	0.3
walls	0.5	0.3	0.5	0.3	0.3	0.5	0.3	0.5	0.3	0.3
working plane	0.2	0.2	0.2	0.2	0.2	0.2	0.2	0.2	0.2	0.2
Room dimensions	Viewed crosswise					Viewed endwise				
x = 2H y = 2H	13.2	13.9	13.4	14.1	14.3	12.5	13.2	12.7	13.4	13.5
3H	13.1	13.7	13.3	13.9	14.1	12.3	13.0	12.6	13.2	13.4
4H	13.0	13.6	13.2	13.8	14.0	12.3	12.9	12.5	13.1	13.3
6H	12.9	13.5	13.2	13.7	14.0	12.2	12.8	12.4	13.0	13.2
8H	12.8	13.4	13.1	13.7	13.9	12.1	12.7	12.4	13.0	13.2
12H	12.8	13.4	13.1	13.6	13.9	12.1	12.6	12.4	12.9	13.2
4H 2H	13.0	13.6	13.2	13.8	14.0	12.3	12.9	12.5	13.1	13.3
3H	12.8	13.4	13.1	13.6	13.9	12.1	12.6	12.4	12.9	13.2
4H	12.7	13.2	13.0	13.5	13.8	12.0	12.5	12.3	12.8	13.1
6H	12.6	13.1	13.0	13.4	13.7	11.9	12.3	12.3	12.7	13.0
8H	12.6	13.0	12.9	13.3	13.7	11.8	12.3	12.2	12.6	13.0
12H	12.5	12.9	12.9	13.3	13.6	11.8	12.2	12.2	12.5	12.9
8H 4H	12.6	13.0	12.9	13.3	13.7	11.8	12.3	12.2	12.6	13.0
6H	12.4	12.8	12.9	13.2	13.6	11.7	12.1	12.1	12.5	12.9
8H	12.4	12.7	12.8	13.1	13.6	11.7	12.0	12.1	12.4	12.8
12H	12.3	12.6	12.8	13.0	13.5	11.6	11.9	12.1	12.3	12.8
12H 4H	12.5	12.9	12.9	13.3	13.6	11.8	12.2	12.2	12.5	12.9
6H	12.4	12.7	12.8	13.1	13.5	11.7	12.0	12.1	12.4	12.8
8H	12.3	12.6	12.8	13.0	13.5	11.6	11.9	12.1	12.3	12.8
Variations with the observer position at spacings(CIE Pub.117):										
S = 1.0H	+ 3.8 / -14.4					+ 4.0 / -15.2				
1.5H	+ 6.1 / -10.5					+ 6.4 / -11.3				
2.0H	+ 7.2 / -13.2					+ 7.1 / -13.0				

CIE Pub.117, 692.4 lm Total Lamp Luminous Flux Correct (8log(F/F0) = -1.3)
Area: 0.000961625 m2

C Range: 0 - 360DEG
C Interval: 30.0DEG
Test Speed: HIGH
Temperature:25.3℃
Operators:zoe
Test Date:2025-1-7

γ Range: 0 - 180DEG
γ Interval: 1.0DEG
Test System:EVERFINE GO-SPEX500_V1 SYSTEM V2.00.461
Humidity:65.0%
Test Distance:3.160m [K=1.0000]
Remarks: LAMP:BXRH-30H0600-A-83 Ra:97
LENS:PM-1084B 36R
DRIVER:SC20W150-500CG-4W 200mA

30minutes warm-up

UTILIZATION FACTORS TABLE

Test:U:220.38V I:0.0430A P:8.8992W PF:0.9359 Freq:49.99Hz Lamp Flux:692.395x1 lm		
NAME: 2319.226-UA-200	TYPE:	WEIGHT:
SPEC.: 3000K	DIM.:	SERIAL No.: 2501070028
MFR.: RISE	SUR.: 0.000961625m2	Shielding Angle:

REFLECTANCE										
Ceiling	0.8	0.8	0.8	0.7	0.7	0.7	0.5	0.5	0.5	0
Walls	0.7	0.5	0.3	0.7	0.5	0.3	0.7	0.5	0.3	0
Working plane	0.2	0.2	0.2	0.2	0.2	0.2	0.2	0.2	0.2	0
ROOM INDEX	UTILIZATION FACTORS(PERCENT) $k(RI) \times RCR = 5$									
k = 0.60	77	73	70	77	72	70	76	72	69	67
0.80	83	79	76	83	79	76	82	78	76	73
1.00	87	82	80	86	82	79	85	82	79	76
1.25	90	86	83	89	85	83	87	84	82	79
1.50	92	88	86	91	87	85	89	86	84	81
2.00	94	90	88	92	89	87	90	88	86	82
2.50	95	92	90	93	91	89	91	89	87	82
3.00	96	93	91	94	92	90	92	90	88	83
4.00	98	95	94	96	94	93	93	91	90	84
5.00	99	97	95	97	95	94	93	92	91	85
ROOM INDEX	UF(total)									Direct
According to DIN EN 13032-2 2004			Suspended					SHRNOM = 1.25		

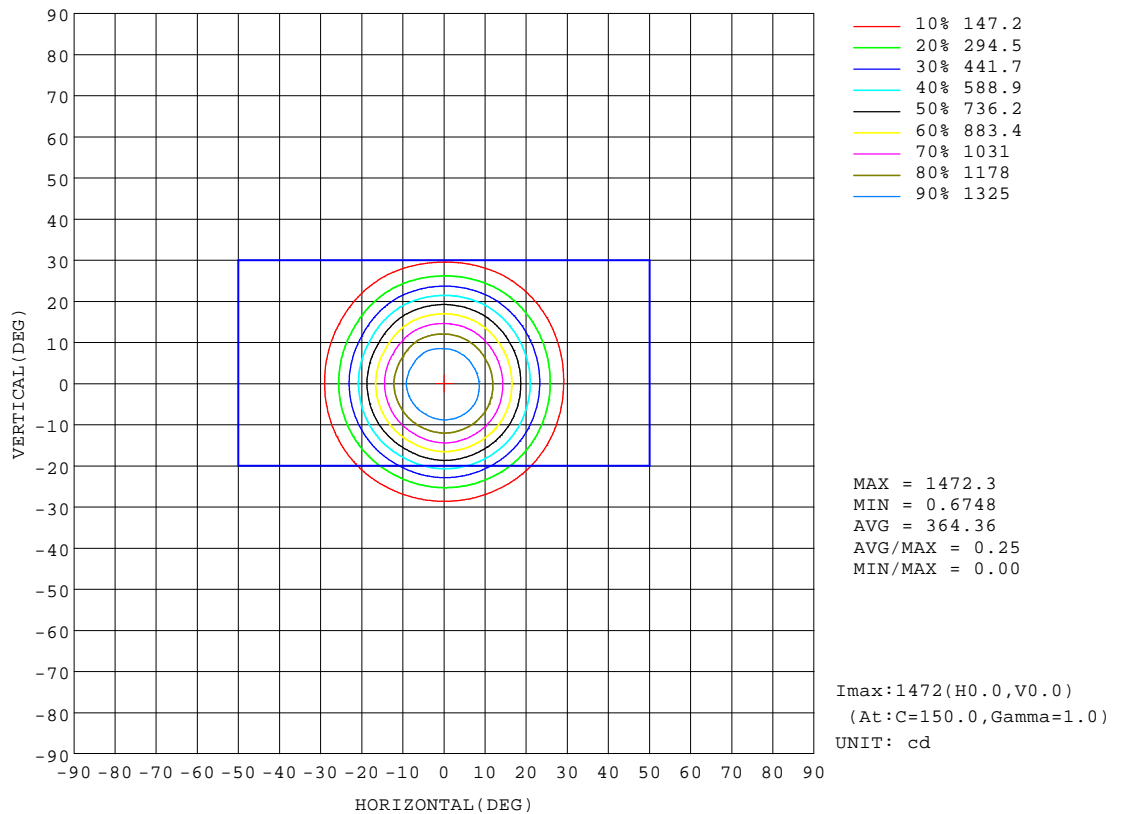
C Range: 0 - 360DEG
C Interval: 30.0DEG
Test Speed: HIGH
Temperature:25.3℃
Operators:zoe
Test Date:2025-1-7

γ Range: 0 - 180DEG
γ Interval: 1.0DEG
Test System:EVERFINE GO-SPEX500_V1 SYSTEM V2.00.461
Humidity:65.0%
Test Distance:3.160m [K=1.0000]
Remarks: LAMP:BXRH-30H0600-A-83 Ra:97
LENS:PM-1084B 36R
DRIVER:SC20W150-500CG-4W 200mA

30minutes warm-up

ISOCANDELA DIAGRAM

Test:U:220.38V I:0.0430A P:8.8992W PF:0.9359 Freq:49.99Hz Lamp Flux:692.395x1 lm		
NAME: 2319.226-UA-200	TYPE:	WEIGHT:
SPEC.: 3000K	DIM.:	SERIAL No.: 2501070028
MFR.: RISE	SUR.: 0.000961625m2	Shielding Angle:



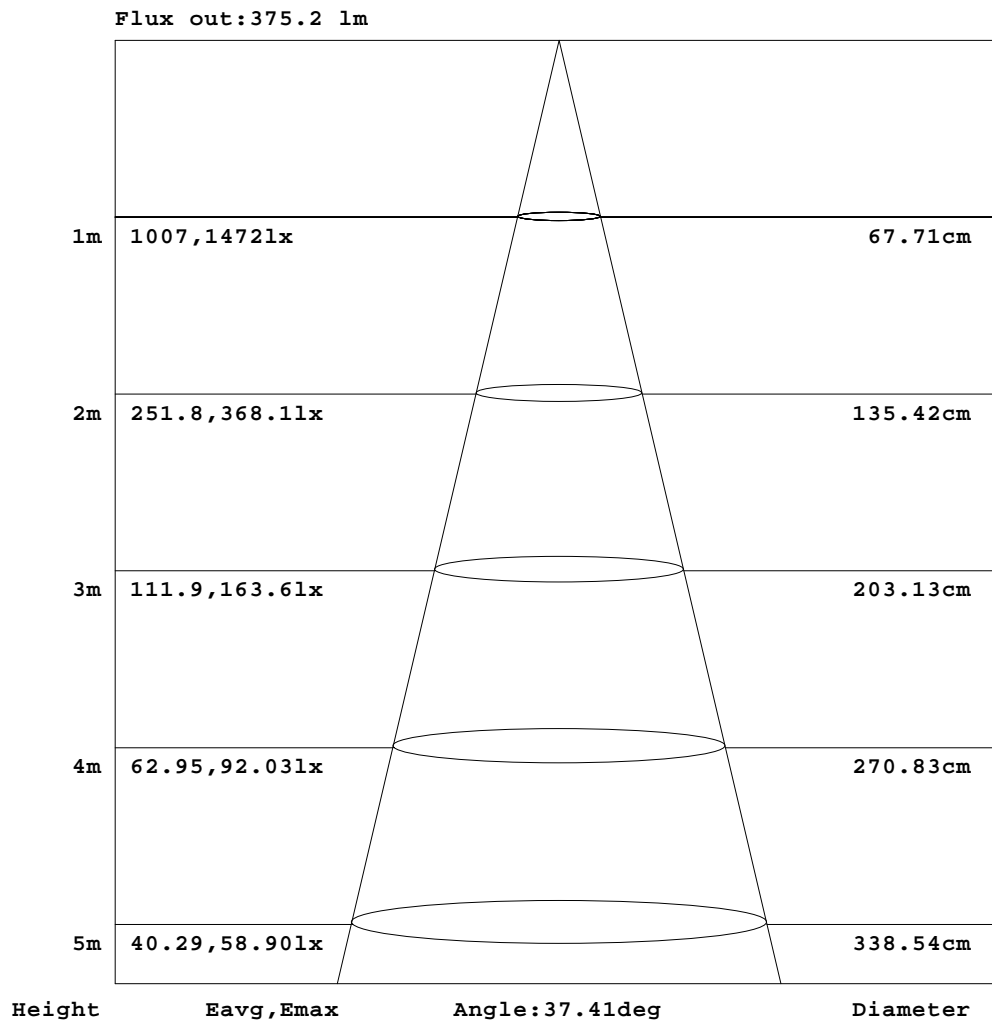
C Range: 0 - 360DEG
C Interval: 30.0DEG
Test Speed: HIGH
Temperature:25.3℃
Operators:zoe
Test Date:2025-1-7

γ Range: 0 - 180DEG
γ Interval: 1.0DEG
Test System:EVERFINE GO-SPEX500_V1 SYSTEM V2.00.461
Humidity:65.0%
Test Distance:3.160m [K=1.0000]
Remarks: LAMP:BXRH-30H0600-A-83 Ra:97
LENS:PM-1084B 36R
DRIVER:SC20W150-500CG-4W 200mA

30minutes warm-up

AAI Figure

Test:U:220.38V I:0.0430A P:8.8992W PF:0.9359 Freq:49.99Hz Lamp Flux:692.395x1 lm		
NAME: 2319.226-UA-200	TYPE:	WEIGHT:
SPEC.: 3000K	DIM.:	SERIAL No.: 2501070028
MFR.: RISE	SUR.: 0.000961625m2	Shielding Angle:



Note: The Curves indicate the illuminated area and the average illumination when the luminaire is at different distance.

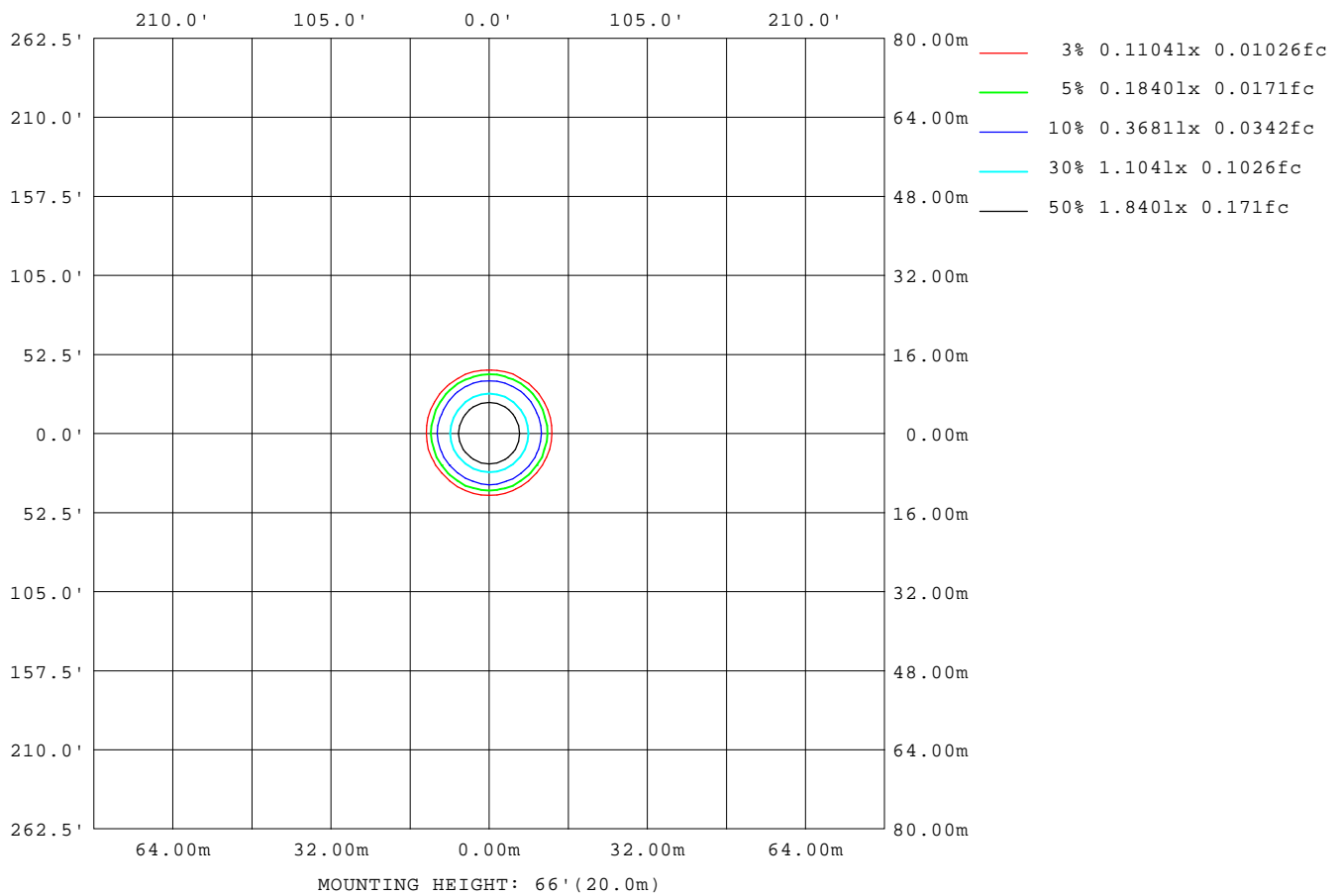
C Range: 0 - 360DEG
C Interval: 30.0DEG
Test Speed: HIGH
Temperature: 25.3 °C
Operators: zoe
Test Date: 2025-1-7

γ Range: 0 - 180DEG
γ Interval: 1.0DEG
Test System: EVERFINE GO-SPEX500_V1 SYSTEM V2.00.461
Humidity: 65.0%
Test Distance: 3.160m [K=1.0000]
Remarks: LAMP: BXRH-30H0600-A-83 Ra: 97
LENS: PM-1084B 36R
DRIVER: SC20W150-500CG-4W 200mA

30minutes warm-up

ISOLUX DIAGRAM

Test:U:220.38V I:0.0430A P:8.8992W PF:0.9359 Freq:49.99Hz Lamp Flux:692.395x1 lm		
NAME: 2319.226-UA-200	TYPE:	WEIGHT:
SPEC.: 3000K	DIM.:	SERIAL No.: 2501070028
MFR.: RISE	SUR.: 0.000961625m2	Shielding Angle:



C Range: 0 - 360DEG
C Interval: 30.0DEG
Test Speed: HIGH
Temperature:25.3°C
Operators:zoe
Test Date:2025-1-7

γ Range: 0 - 180DEG
γ Interval: 1.0DEG
Test System:EVERFINE GO-SPEX500_V1 SYSTEM V2.00.461
Humidity:65.0%
Test Distance:3.160m [K=1.0000]
Remarks: LAMP:BXRH-30H0600-A-83 Ra:97
LENS:PM-1084B 36R
DRIVER:SC20W150-500CG-4W 200mA

30minutes warm-up

LED Avg.L Report

Test:U:220.38V I:0.0430A P:8.8992W PF:0.9359 Freq:49.99Hz Lamp Flux:692.395x1 lm		
NAME: 2319.226-UA-200	TYPE:	WEIGHT:
SPEC.: 3000K	DIM.:	SERIAL No.: 2501070028
MFR.: RISE	SUR.: 0.000961625m2	Shielding Angle:

AvgL	cd/m2
L_0~180(65)av	247
L_0~180(75)av	112
L_0~180(85)av	152
L_90~270(65)av	236
L_90~270(75)av	108
L_90~270(85)av	187
L_45(65)av	234
L_45(75)av	87
L_45(85)av	88

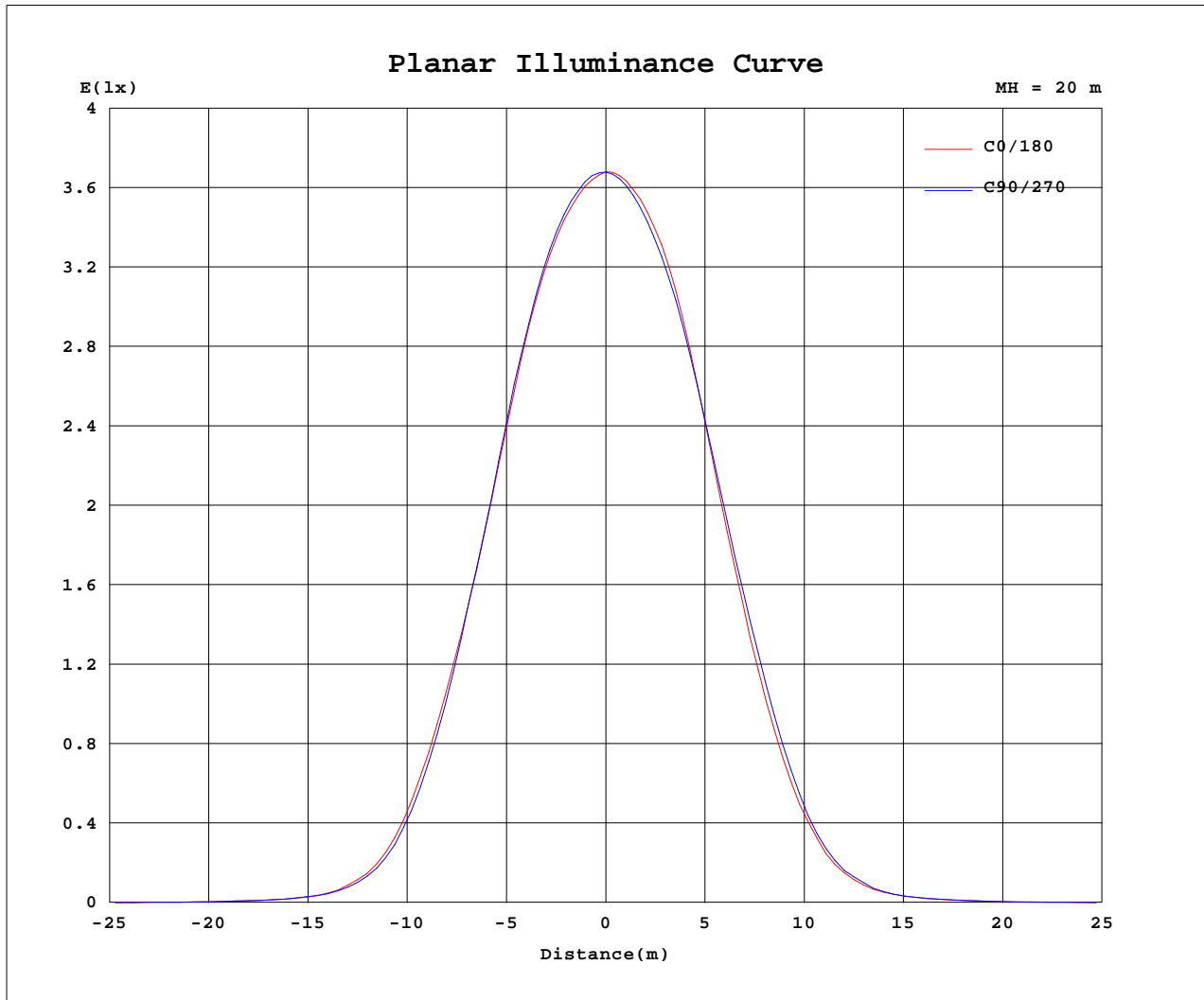
Standard: GB/T 29293-2012

C Range: 0 - 360DEG
C Interval: 30.0DEG
Test Speed: HIGH
Temperature:25.3℃
Operators:zoe
Test Date:2025-1-7

γ Range: 0 - 180DEG
γ Interval: 1.0DEG
Test System:EVERFINE GO-SPEX500_V1 SYSTEM V2.00.461
Humidity:65.0%
Test Distance:3.160m [K=1.0000]
Remarks: LAMP:BXRH-30H0600-A-83 Ra:97
LENS:PM-1084B 36R
DRIVER:SC20W150-500CG-4W 200mA

30minutes warm-up

Planar Illuminance Curve



C Range: 0 - 360DEG
 C Interval: 30.0DEG
 Test Speed: HIGH
 Temperature: 25.3 °C
 Operators: zoe
 Test Date: 2025-1-7

γ Range: 0 - 180DEG
 γ Interval: 1.0DEG
 Test System: EVERFINE GO-SPEX500_V1 SYSTEM V2.00.461
 Humidity: 65.0%
 Test Distance: 3.160m [K=1.0000]
 Remarks: LAMP: BXRH-30H0600-A-83 Ra: 97
 LENS: PM-1084B 36R
 DRIVER: SC20W150-500CG-4W 200mA

30minutes warm-up



LUMINOUS DISTRIBUTION INTENSITY DATA

Test:U:220.38V I:0.0430A P:8.8992W PF:0.9359 Freq:49.99Hz Lamp Flux:692.395x1 lm		
NAME: 2319.226-UA-200	TYPE:	WEIGHT:
SPEC.: 3000K	DIM.:	SERIAL No.: 2501070028
MFR.: RISE	SUR.: 0.000961625m2	Shielding Angle:

Table--1

UNIT: cd

C(DEG) γ (DEG)	0	30	60	90	120	150	180	210	240	270	300	330						
0	1472	1472	1472	1472	1472	1472	1472	1472	1472	1472	1472	1472						
5	1416	1425	1427	1429	1427	1433	1432	1424	1422	1416	1414	1413						
10	1269	1283	1284	1279	1272	1281	1290	1277	1286	1271	1265	1258						
15	985	996	990	994	976	986	995	983	1009	1006	1000	981						
20	653	649	643	643	619	633	643	636	681	684	678	654						
25	342	329	317	313	300	314	327	322	355	359	366	348						
30	120	113	107	106	106	113	119	121	133	131	137	129						
35	34.9	34.6	32.0	33.0	34.3	36.2	38.5	40.4	42.4	40.7	42.4	39.7						
40	13.0	12.7	12.4	13.2	13.7	14.5	15.1	15.5	15.9	15.2	15.2	14.0						
45	5.51	5.20	4.80	4.99	5.12	5.51	5.84	6.10	6.61	6.49	6.47	6.01						
50	1.93	1.86	1.84	2.01	2.14	2.28	2.28	2.38	2.46	2.42	2.34	2.13						
55	0.91	0.88	0.81	0.79	0.82	0.84	0.88	0.94	1.06	1.09	1.09	0.99						
60	0.30	0.31	0.28	0.28	0.28	0.30	0.30	0.30	0.30	0.30	0.30	0.30						
65	0.10	0.09	0.09	0.10	0.10	0.11	0.10	0.10	0.09	0.10	0.09	0.09						
70	0.04	0.04	0.05	0.05	0.05	0.05	0.05	0.04	0.04	0.04	0.04	0.04						
75	0.03	0.03	0.03	0.03	0.01	0.03	0.03	0.02	0.02	0.02	0.02	0.02						
80	0.02	0.02	0.02	0.02	0.02	0.02	0.02	0.01	0.01	0.02	0.01	0.01						
85	0.01	0.01	0.01	0.02	0.01	0.01	0.01	0.01	0.01	0.02	0.01	0.01						
90	0.00	0.00	0.00	0.00	0.00	0.00	0.00	0.00	0.00	0.00	0.00	0.00						
95	0.00	0.00	0.00	0.00	0.00	0.00	0.00	0.00	0.00	0.00	0.00	0.00						
100	0.00	0.00	0.00	0.00	0.00	0.00	0.00	0.00	0.00	0.00	0.00	0.00						
105	0.00	0.00	0.00	0.00	0.00	0.00	0.00	0.00	0.00	0.00	0.00	0.00						
110	0.00	0.00	0.00	0.00	0.00	0.00	0.00	0.00	0.00	0.00	0.00	0.00						
115	0.00	0.00	0.00	0.00	0.00	0.00	0.00	0.00	0.00	0.00	0.00	0.00						
120	0.00	0.00	0.00	0.00	0.00	0.00	0.00	0.00	0.00	0.00	0.00	0.00						
125	0.00	0.00	0.00	0.00	0.00	0.00	0.00	0.00	0.00	0.00	0.00	0.00						
130	0.00	0.00	0.00	0.00	0.00	0.00	0.00	0.00	0.00	0.00	0.00	0.00						
135	0.00	0.00	0.00	0.00	0.00	0.00	0.00	0.00	0.00	0.00	0.00	0.00						
140	0.00	0.00	0.00	0.00	0.00	0.00	0.00	0.00	0.00	0.00	0.00	0.00						
145	0.00	0.00	0.00	0.00	0.00	0.00	0.00	0.00	0.00	0.00	0.00	0.00						
150	0.00	0.00	0.00	0.00	0.00	0.00	0.00	0.00	0.00	0.00	0.00	0.00						
155	0.00	0.00	0.00	0.00	0.00	0.00	0.00	0.00	0.00	0.00	0.00	0.00						
160	0.00	0.00	0.00	0.00	0.00	0.00	0.00	0.00	0.00	0.00	0.00	0.00						
165	0.00	0.00	0.00	0.00	0.00	0.00	0.00	0.00	0.00	0.00	0.00	0.00						
170	0.00	0.00	0.00	0.00	0.00	0.00	0.00	0.00	0.00	0.00	0.00	0.00						
175	0.00	0.00	0.00	0.00	0.00	0.00	0.00	0.00	0.00	0.00	0.00	0.00						
180	0.00	0.00	0.00	0.00	0.00	0.00	0.00	0.00	0.00	0.00	0.00	0.00						

C Range: 0 - 360DEG
C Interval: 30.0DEG
Test Speed: HIGH
Temperature:25.3℃
Operators:zoe
Test Date:2025-1-7

γ Range: 0 - 180DEG
γ Interval: 1.0DEG
Test System:EVERFINE GO-SPEX500_V1 SYSTEM V2.00.461
Humidity:65.0%
Test Distance:3.160m [K=1.0000]
Remarks: LAMP:BXRH-30H0600-A-83 Ra:97
LENS:PM-1084B 36R
DRIVER:SC20W150-500CG-4W 200mA

30minutes warm-up